

CYCLERS PERCEPTIONS ON CYCLING INFRASTRUCTURE IN THE CITY OF BARCELONA (Work done on 777 responses from Barcelona Cyclers)

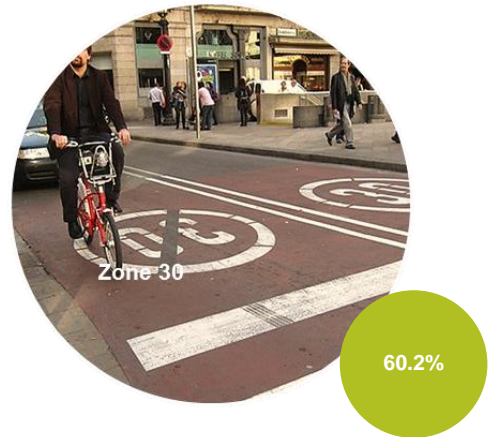
Authors: Barcelona City Council & BACC (*)

The following pictures resume the results of the study done by the Barcelona City Council and the BACC in 2012 on the 777 responses of users of the cycle paths of the city.

MOVEMENT CHOICES



vs



vs



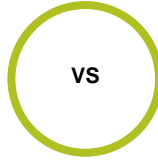
vs





Share use
foot/cycle paths

32.7%



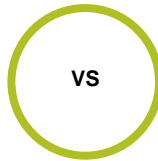
Protected cycle
lane

67.3%



Share use
foot/cycle paths

81.0%



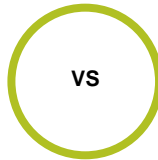
In the
Carriageway

19.0%



Share use
foot/cycle paths

18.7%



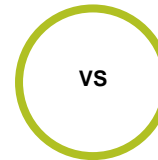
Protected cycle
lane

81.3%



In the
Carriageway

8.6%



Protected cycle
lane

91.4%

“CYCLERS PERCEPTIONS ON CYCLING INFRASTRUCTURE IN THE CITY OF BARCELONA”

http://en.zicla.com/public/docs/140508_bacc-survey-cyclers-cycle-path-barcelona.pdf

AUTHORS



Carlos López

Carles Romero



Joan Valls Fantova

Mane Martinell

Christian Mata Figuera,

Year: 2012